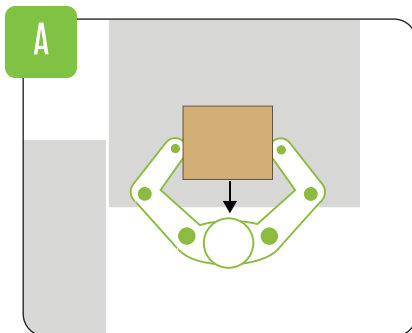


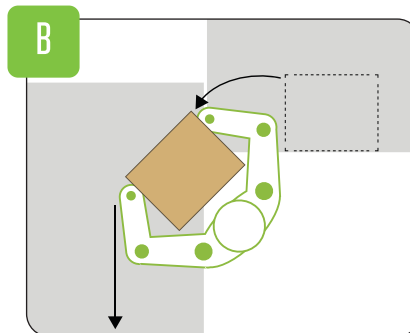


When stacking extra layers on high pallets

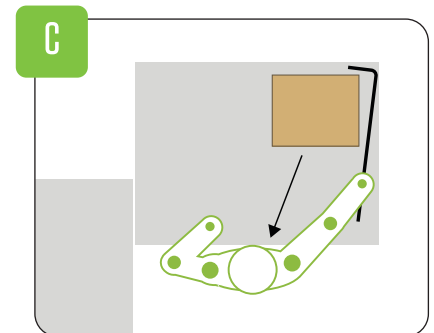
Sometimes you have to stack at a height that requires the use of technical aids. Here you will find good advice on how to best stack an extra layer on top of high pallets.



A Pull the box close to and straight in front of your body.



B Avoid twisting your back by moving your nose and shoe toes together.



C Use a reach tool if the box is out of reach.



1 Use technical aids to get a proper working height.



2 Pull and push the box around the lower layer to avoid lifting.



3 Use a reach tool to pull the boxes far back closer to you.

Technical aids



An electronic catalogue of technical aids.

www.teknisk-udstyr.dk

Remember!

- ▶ Avoid lifting heavy loads above shoulder height.
- ▶ Use suitable technical aids.
- ▶ Working high up must be done on a steady platform.
- ▶ Grip the short ends of the box and handle it close to and straight in front of your body.
- ▶ Push and pull rather than lift.
- ▶ Avoid twisting your back. Move your feet so that your nose and shoe toes point in the same direction.